

大阪大学国際教育交流センター

**CIEE** Center for  
International  
Education and Exchange

# Information about IRIS and other communities

# Handouts

**Emergency Card** +  
Carry this at all times

**Emergency Call**

- 110 (POLICE: ACCIDENT, CRIME)
- 119 (FIRE DEPT. : FIRE, EMERGENCY MEDICAL SERVICES)
- Japan IR&C SUPPORT CENTER  
Language: Japanese/English/Chinese  
TEL (toll-free):0120-119-075(daily, 24hours)

**University Offices**

- Your Faculty : \_\_\_\_\_
- Faculty's Phone Number: TEL \_\_\_\_\_
- IRIS : TEL.06-6879-7076

## MY INFORMATION

名前/NAME: \_\_\_\_\_

住所/ADDRESS: \_\_\_\_\_

プログラム/FACULTY: \_\_\_\_\_

大学/UNIVERSITY: 大阪大学/Osaka University

緊急連絡先/EMERGENCY CONTACT: \_\_\_\_\_

Orientation for newly arrived International Students and Scholars  
Date: 2024.10.3(Thu.)  
Place: Training Room, 1st floor of Convention Center, Suita Campus  
<Information about IRIS and other communities>  
Presented by IRIS (Information Room for International Students)

- Center for International Education and Exchange (CIEE)
- Emergency Card
- Information from CIEE
- Information Room for International Students (IRIS)
- IRIS Letter
- School Visit Program
- OU Consultation Room Map
- Information and Services for International Students on Campus
- Health and Counseling Center
- Inter-Campus Shuttle Bus Service
- University CO-OP
- Disaster Prevention / Crime Prevention
- Cautions on Drinking, Drugs, Cults and Social media
- Tips for renting an apartment in Japan
- Useful Websites and Apps
- Campus Members
- OUISA (Osaka University International Students Association)
- B.S.P. (Brothers and Sisters Program)
- International Student Associations at OU



You can find CIEE HP from this QR or URL



<https://ciee.osaka-u.ac.jp/information-for-new-international-students/>

## IRIS あいりす

Information Room for International Students



- Advice on daily life and academic life ● Study area ● Computers and Internet
- Lounge Tea & Café ● Magazines and brochures(English and Japanese) ● Notice board(information on use goods, language exchange, assistance etc.) ● Information on scholarships, career, part-time job, studying abroad etc. ● Intercultural events and lots more!

Please feel free to visit us anytime!!

- \* **SUITA IRIS 8:30-18:00, Mon.- Fri.**  
2<sup>nd</sup> Floor, IC Hall, Suita Campus TEL 06-6879-7076
- \* **Toyonaka Branch (IRIS) 10:30-17:00, Mon.- Fri.**  
2<sup>nd</sup> Floor, Student Service & Union Bldg, Toyonaka Campus TEL: 06-6850-5032
- \* **Minoh Branch (IRIS) 10:30-17:00, Mon.- Fri.**  
5<sup>th</sup> Floor, Research and Education Hub, Minoh Campus TEL: 072-730-5020

### [IRIS Letter]

We provide you with various information and announcements about upcoming events and activities on KOAN and send it to the KOAN registered email of all enrolled international students.

### [School Visit Program]

You can talk about your home country/region and have fun with local students.

Target: International students who are in Japan.

※ If you are interested, please sign up through this QR code.



### [Osaka University Host family Program (OHP)] (Home visit type program. Not Homestay)

You can have frank and casual interactions with local civic volunteer families. (The language, content, frequency, and date of the interaction will be decided by the student and the host family.)

• Target: Osaka University international students who came to Japan after October 10th, 2023 and will be able to participate in the meeting with host families on October 26th (Sat.), 2024

• Application period: Sep.20th(Fri.) - Oct. 9th (Wed.)

\*\* If there are too many applications, a drawing will be held.\*\*

※ If you are interested, please sign up through this QR code.



E-mail: [iris@ciee.osau.ac.jp](mailto:iris@ciee.osau.ac.jp)

## 2024 年秋・大阪大学ホストファミリープログラム (OHP) (ホームビジットタイプ)

●大阪大学ホストファミリープログラムとは?  
国際教育交流センター (CIEE) が本学留学生に対し、ホストファミリープログラム (以下、「OHP」とする) に参加する機会を提供するものです。

OHP は、ホームステイプログラムではありません。OHP は、学生が大阪大学在学中に、地域に住んでいる日本の家族と出会う機会を提供するものです。学生は、ホストファミリー宅を訪れたり、一緒に食事をしたり、興味のある所へ行く等の活動を行います。どこで会うか、何回会うかなどは、学生とホストファミリーの話し合いにより決められます。(全てのホストファミリーがボランティアとして参加しています。交流にかかわる費用を含め、このOHP プログラムでの交流は、原則として自己責任としていただきます。) 交流期間は原則として10月から2月までの5か月間です。

●対象学生: 2023年10月10日以降に来日し、10月26日(土)のホストファミリーとの出合いの会に参加でき、今までに一度もこのプログラムに参加したことがない大阪大学留学生

●申込期間: 9月20日(金)~10月9日(水) [申込多数の場合抽選]

●応募方法: OHPに興味がある学生は、こちらのフォームから申し込んでください。→



### ●保険加入

OHP参加者は、学生生活で起こりうる予期せぬ事故等を総合的にサポートする、「外国人留学生向け学研災害学生生活総合保険 (インバウンド付帯学総)」へ加入しなければなりません。保険料は、5か月で7,500円程度~9,800円程度です。詳細および申込は大阪大学インバウンド付帯学総

※ OHP について質問のある人は、[iris@ciee.osaka-u.ac.jp](mailto:iris@ciee.osaka-u.ac.jp)まで連絡してください。

## HOST FAMILY PROGRAM 2024 Autumn (Home Visit type)

### ●What is the Host Family Program (OHP)?

The Center for International Education and Exchange (CIEE) offers a unique opportunity for international students to connect with local families through the Host Family Program.

Please note that OHP is NOT a home stay program. OHP allows you to meet a local family in neighboring area where you pursue your studies at Osaka University. You can arrange meetings and activities together, such as visiting their home, sharing meals, exploring local attractions, and more. The frequency and location of these interactions are entirely flexible and determined by you and your host family. Generally, any associated costs are split between you both. The program runs for five months, typically from October to February.

### ●Who can participate?

This program is open to international students at Osaka University who arrived after October 10th, 2023 and have never participated before, and are available to attend the initial meeting with host families on October 26th (Sat.).

●Applications open: Sep. 20th (Fri.) - Oct. 9th (Wed.)  
[We may hold a lottery if applications exceed available placements.]



●How to Apply: Scan the QR code provided to register. →

### ●Insurance requirement:

OHP participants are required to have university student insurance that covers daily life activities. If your Osaka University courses or programs don't already include this type of insurance, you'll need to enroll in the "Comprehensive Insurance for Students Lives Coupled with Gakkensai." This offers comprehensive support for unexpected situations during your studies in Japan. Premiums range from approximately 7,500 yen to 9,800 yen for the five-month program. Please visit the provided link for details and enrollment information.

◆Comprehensive Insurance for Students Lives Coupled with Gakkensai

※ If you have any questions regarding OHP, please feel free to contact us at [iris@ciee.osaka-u.ac.jp](mailto:iris@ciee.osaka-u.ac.jp).

## Bicycle Traffic Rules and Bicycle Insurance Coverage

- Ride a bicycle safely and follow the traffic rules
- Bicycle insurance is required by Osaka Prefectural Ordinance

(Osaka Prefectural Police) About the Bicycle Traffic Safety Rulebook	(Osaka University) Observance of Bicycle Traffic Rules on and off campus	(Osaka Prefectural Government) About bicycle regulations	(Osaka Prefectural Government) Bicycle insurance participation promotion leaflet

## Major Bicycle Violations


(Cycle on the left side in Japan)

## If involved in an accident . . .

- ◆ Provide aid to the injured ( Call an ambulance [119])
- ◆ Confirm the other party's contact information

Contact the police [110] immediately

Contact the office of educational affairs · the international student office of your faculty

In case of emergency after hours or on holidays, contact Japan IR&C Support Center (24-hour service)

Come to IRIS whenever you need help



大阪大学国際教育交流センター  
CIEE Center for International Education and Exchange

# 1, Center for International Education and Exchange

大阪大学国際教育交流センター  
Center for International Education and Exchange

検索

CIEEについて

教育・学習支援

研究・開発

阪大への短期留学

阪大からの留学

留学生サポート

国際交流

学内外との連携・社会貢献

大阪大学  
OSAKA UNIVERSITY



You can find CIEE HP  
from this QR or URL



<https://ciee.osaka-u.ac.jp/information-for-new-international-students/>

## Information for international students

[2024 Spring Orientation for new international students \(general edition\)](#)

CIEE Intensive Japanese Course orientation materials

[2024 Spring Orientation for new international students \(ExPO, OUSSEP, FrontierLab\)](#)

### [CIEE & IRIS]

- [Center for International Education and Exchange \(CIEE\)](#)
- [Information from CIEE](#)
- [Information Room for International Students \(IRIS\)](#)
- [IRIS Letter](#) & [School Visit Program](#)
- [Osaka University Host Family Program \(OHP\)](#)

### [Consultation]

- [OU Consultation Room Map](#)
- [Information and Services for International Students on Campus](#)
- [Health and Counseling Center & Leaflet](#)

### [Life Related]

- [Emergency Card](#)
- [Inter-Campus Shuttle Bus Timetable](#)
- [University COOP & Guidance Book of University COOP for International Students](#)
- [Disaster Prevention](#)
- [Crime Prevention](#)
- Cautions on [Drinking](#), [Drugs](#), [Cults](#) and [Social Media](#)
- [Tips for renting an apartment in Japan](#)
- [Useful Websites and Apps](#)
- ["Campus Members" -- Museums and Art Museums](#)

### [International Exchange]

- [OUISA \(Osaka University International Students Association\)](#)
- [B.S.P. \(Brothers & Sisters Program\)](#)
- [International Student Associations at OU](#)

# 2, Emergency Card



## Emergency Card

※Carry this at all times



English Available

### Emergency Card

※Carry this at all times



### Emergency Call

- 110 (POLICE: ACCIDENT, CRIME)
- 119 (FIRE DEPT.: FIRE, EMERGENCY MEDICAL SERVICES)
- Japan IR&C SUPPORT CENTER  
Language: Japanese/English/Chinese  
TEL (toll-free): 0120-119-075 (daily, 24hours)

### University Offices

- Your Faculty: \_\_\_\_\_
- Faculty's Phone Number TEL: \_\_\_\_\_
- IRIS: TEL. 06-6879-7076

English, Chinese, Korean, Portuguese, Spanish Available (using external interpretation service)

### MY INFORMATION

名前/NAME: \_\_\_\_\_

住所/ADDRESS: \_\_\_\_\_

プログラム/PROGRAM: \_\_\_\_\_

大学/UNIVERSITY: 大阪大学/Osaka University

緊急連絡先/EMERGENCY CONTACT: \_\_\_\_\_

To All International Students

Osaka University decided to implement the "24 hours Inbound Emergency Support System" which provides consultation and advice for accidents, health problems and other accidents might occur in your daily life while your stay in Japan as an Osaka University student.

Consultation is conducted by the telephone and E-mail. This system is offered in 3 languages (English, Chinese and Japanese), please contact to "JAPAN IR&C SUPPORT CENTER" in case when you're involved in any accidents and troubles.

- ◇You may use the service when:
- You are in troubles and don't know how to respond.
  - You are having difficulty solving problems because of language and cultural differences etc.



- JAPAN IR&C SUPPORT CENTER  
Language: Japanese/English/Chinese  
TEL(toll-free): 0120-119-075 (daily, 24 hours)  
E-mail: CS-inb@i-rac.co.jp  
※Please use E-mail service if you're not in an urgent situation.

※Please note that the telephone dialogues relating to consultation/advice will be automatically recorded for the purpose of maintaining the service quality.

## Release of Osaka University's New Safety Confirmation System

In the event of a disaster, ANPIC will send you a message to confirm your safety. If you receive a message, please report your safety.

Start by completing the initial registration!

1	2	3
1. Initial registration 2. Osaka University ANPIC page	Registration procedures	Setting up LINE and the app
<p>Students: [QR Code]</p> <p>Staff: [QR Code]</p> <p>How to register: [QR Code]</p> <p>Available on the Osaka University ANPIC page</p>	<ol style="list-style-type: none"> <li>Click on the URL in the <u>initial registration_email</u></li> <li>Set password</li> <li>Register additional email address</li> <li>Click on the URL in the <u>full registration_email</u></li> </ol>	<p>Set up using the "Simple Operation Guide: Smartphone" available on the Osaka University ANPIC page.</p> <p>Download the app from your ANPIC Account Settings page.</p>
<p>★ Initial registration: Log in using your <u>Osaka University Personal ID</u> on the web page displayed after reading the <u>1st QR code</u>. Registration instructions and manuals: Access via the <u>2nd QR code</u> or search for the <u>Osaka University ANPIC page</u>.</p>	<p>★ Initial registration information will be sent to staff by <u>ICHO mail</u> and to students by <u>KOAN mail</u>. Click on the URL in the email.</p>	<p>Smartphone app device information</p>

Contact: Department for the Administration of Safety and Health, Osaka University (ou-anpic@ml.office.osaka-u.ac.jp)



# 3, Information from CIEE

## Information from CIEE

(Center for International Education and Exchange)

CIEE HP: <https://www.ciee.osaka-u.ac.jp>



### Learning Japanese

CIEE Japanese Language Programs page

[https://ciee.osaka-u.ac.jp/en/education/japanese\\_program/](https://ciee.osaka-u.ac.jp/en/education/japanese_program/)



#### ★ Intensive Japanese Language Program

This program is 15-week program which aims to provide students with an intensive instruction of Japanese language.

Classes begin: Oct. 4<sup>th</sup> (Fri.)

Application Deadline: Sep. 11<sup>th</sup> (Wed.)

#### ★ Elective Japanese Language Course for International Students

Inquiry on Japanese Programs at CIEE

Classes begin: Oct. 4<sup>th</sup> (Fri.)

Registration period: Sep. 27<sup>th</sup> (Fri.) ~ Oct. 22<sup>nd</sup> (Tue.)



### Information

#### ★ IRIS Letter

Information and announcements of on and off campus international student-related events are posted on KOAN and also sent to the KOAN registered email of all enrolled international students.

#### ★ Orientation for International Students & Scholars (By Support Office & IRIS)

Sep. 26<sup>th</sup> (Thu.) [English] 13:00~reception, 13:30~start  
[Japanese] 14:45~reception, 15:15~start

Center for Education in Liberal Arts and Science (CELAS), Building B, 1F 118, Toyonaka Campus

Oct. 3<sup>rd</sup> (Thu.) [English] 13:00~reception, 13:30~start  
[Japanese] 14:45~reception, 15:15~start

Convention Center, 1F Conference Room 1, Suita Campus

★ Information about registration system of Japanese courses (for international students) included.

### Activities in local community

#### ★ School Visit Program

You can talk about your home country and have fun with local students.

Target: International students who are in Japan.

★ If you are interested, please sign up through this QR code.



#### ★ Osaka University Host family Program (OHP) (Home visit type program. Not Homestay)

Would you like to have frank and casual interactions with local civic volunteer families?

(The language, content, frequency, and date of the interaction will be decided by the student and the host family.)

• Target: Osaka University international students who came to Japan after October 10th, 2023

and will be able to participate in the meeting with host families on October 26th (Sat.)

• Application period: Sep. 20th (Fri.) ~ Oct. 9th (Wed.)

• \*\* If there are too many applications, a drawing will be held. \*\*

★ If you are interested, please sign up through this QR code.



Detail Information: Information Room for International Students (IRIS)  
<TEL>06-6879-7076 <E-mail>iris@ciee.osaka-u.ac.jp

## 2024 年秋・大阪大学ホストファミリープログラム (OHP) (ホームビジットタイプ)

### ●大阪大学ホストファミリープログラムとは?

国際教育交流センター (CIEE) が本学留学生に対し、ホストファミリープログラム (以下、「OHP」とする。) に参加する機会を提供するものです。

OHP は、ホームステイプログラムではありません。OHP は、学生が大阪大学在学中に、地域に住んでいる日本の家族と出会う機会を提供するものです。学生は、ホストファミリー宅を訪れたり、一緒に食事をしたり、興味のある場所へ行く等の活動を一緒にを行います。どこで会うか、何回会うかなどは、学生とホストファミリーの話し合いにより決められます。(全てのホストファミリーがボランティアとして参加しています。交流にかかわる費用を含め、この OHP プログラムでの交流は、原則として自己責任としていただきます。) 交流期間は原則として 10 月から 2 月までの 5 か月間です。

●対象学生: 2023 年 10 月 10 日以降に来日し、10 月 26 日 (土) のホストファミリーとの出合いの会に参加でき、今までに一度もこのプログラムに参加したことがない大阪大学留学生

●申込期間: 9 月 20 日 (金) ~ 10 月 9 日 (水) [申込多数の場合抽選]

●応募方法: OHP に興味がある学生は、こちらのフォームから申し込んでください。→

### ●保険加入

OHP 参加者は、学生生活で起こりうる予期せぬ事故等を総合的にサポートする、「外国人留学生向け学研実付帯学生生活総合保険 (インバウンド付帯学総)」へ加入しなければなりません。保険料は、5 か月で 7,500 円程度 ~ 9,800 円程度です。詳細および申込は [大阪大学インバウンド付帯学総](#)

※ OHP について質問のある人は、[iris@ciee.osaka-u.ac.jp](mailto:iris@ciee.osaka-u.ac.jp) まで連絡してください。

## HOST FAMILY PROGRAM 2024 Autumn (Home Visit type)

### ●What is the Host Family Program (OHP)?

The Center for International Education and Exchange (CIEE) offers a unique opportunity for international students to connect with local families through the Host Family Program.

**Please note that OHP is NOT a home stay program.** OHP allows you to meet a local family in neighboring area while you pursue your studies at Osaka University. You can arrange meetings and activities together, such as visiting their home, sharing meals, exploring local attractions, and more. The frequency and location of these interactions are entirely flexible and determined by you and your host family. Generally, any associated costs are split between you both. The program runs for five months, typically from October to February.

### ●Who can participate?

This program is open to international students at Osaka University who arrived after October 10th, 2023, have never participated before, and are available to attend the initial meeting with host families on October 26th (Sat.).

●Applications open: Sep. 20th (Fri.) - Oct. 9th (Wed.)

[We may hold a lottery if applications exceed available placements.]

●How to Apply: Scan the QR code provided to register. →

### ●Insurance requirement:

OHP participants are required to have university student insurance that covers daily life activities. If your Osaka University courses or programs don't already include this type of insurance, you'll need to enroll in the "Comprehensive Insurance for Students Lives Coupled with Gakkensai." This offers comprehensive support for unexpected situations during your studies in Japan. Premiums range from approximately 7,500 yen to 9,800 yen for the five-month program. Please visit the provided link for details and enrollment information.

◆ [Comprehensive Insurance for Students Lives Coupled with Gakkensai](#)

※ If you have any questions regarding OHP, please feel free to contact us at [iris@ciee.osaka-u.ac.jp](mailto:iris@ciee.osaka-u.ac.jp).



# 4, Information Room for International Students



## Information Room for International Students (IRIS)

- Open to international students on each campus as a space for exchange, consultation, information and guidance, and a place to hold events.
- The place for many international students, Japanese students, faculty and administrative staff of Osaka University, international researchers and their families, as well as host families and volunteers of local communities visit and meet through many kinds of international exchange activities.
- Facilities: wifi, computers, books, magazines, etc.
- Information: scholarship, Japanese language programs, international exchange activities, events, recycled items, study abroad, others

We have IRIS on 3 campuses

### Suita IRIS

Mon.~Fri. 8:30~18:00

### Toyonaka Branch (IRIS)

Mon.~Fri. 10:30~17:00

### Minoh Branch (IRIS)

Mon.~Fri. 10:30~17:00



### Suita IRIS



### Toyonaka Branch (IRIS)



### Minoh Branch (IRIS)



# 5, IRIS Letter



## IRIS Letter あいりす通信



Information and announcements of on and off campus international student-related events are posted on KOAN and sent to all enrolled international students to their KOAN registered email.

学内外の留学生関係のイベント情報やお知らせを KOAN に掲載しているとともに、在籍する全留学生に KOAN 登録メールへも送信しています。

あいりすレター：IRIS Letter 20XX No.1 (20XX.4)

\* 今回の IRIS レター \*

1. 20XX 年度春~夏学期 留学生対象日本語プログラム
2. 学内バス運行のお知らせ
3. 学生定期健康診断

\* Contents \*

1. Japanese Language Program for International Students, 20XX Spring~Summer
2. The schedule of inter-campus shuttle bus
3. Student medical checkups

..... 1. 20XX 年度春~夏学期 留学生対象日本語プログラム  
日本語を学びたい留学生のために様々なプログラムを提供しています。  
大阪大学の留学生なら誰でも受講できます。授業開始：4月 00 日(月)、手続きはすべてウェブで行います。  
履修登録締め切りは 4月△△日(金)です。  
詳細は[こちら](#)をご覧ください。

..... 1. Japanese Language Program for International Students, 20XX Spring~Summer  
Osaka University offers a variety of courses for those who want to learn Japanese.  
Anyone who is an international student of Osaka University can take courses in the program.  
Registration is handled over the internet. Classes begin on April 00 (Mon.).  
Class registration ends on April △△(Fri.).  
Click [here](#) for more information.

..... 2. 学内バス運行のお知らせ  
4月 00 日(月)から学内バスが運行しています。  
詳細は[こちら](#)をご覧ください。

..... 2. The schedule of inter-campus shuttle bus  
School buses are in service from April 00 (Mon.).  
Click [here](#) for more information.

Sample  
20XX.04

You can find  
various information  
such as  
disaster notice,  
upcoming events.



# 6, School Visit Program



## The IRIS School Visit Program



## IRIS 学校交流プログラム

How about talking about your home country /region and interacting with local school children/ students?  
Please visit the website below and fill in the form for registration.

<https://forms.office.com/r/2ngmwyUiMB>

- \* Work permit for part-time jobs (Permission to engage in activity other than that permitted under the status of residence previously granted) is required in order to participate in this program.
- \* Some programs may require a bank account that allows domestic remittances.

地域の小・中・高等学校の児童・生徒たちと交流したり、自分の国/地域を紹介したりしませんか？  
興味のある人は下のフォームから登録してください。

<https://forms.office.com/r/2ngmwyUiMB>

以下のような詳しいプログラムのメールが届きます。

- \* このプログラムに参加するためには資格外活動許可が必要です。
- \* プログラムによっては、国内送金可能な銀行口座が必要な場合があります。

IRIS スクールビジットプログラムに登録しているみなさんへ (20XX/00/00)  
To: International Students who have registered at the IRIS School Visit Program.

このメールは IRIS スクールビジットプログラムに登録しているみなさんに送っています。  
参加希望者は、Forms から申し込んでください。

- 【注意】
- \* 授業がある人は参加できません。
- \* 申込者が多い場合は参加できないことがあります。

We are sending this e-mail to those of you who have registered at the IRIS School Visit Program.  
Please complete the application by filling in the required information on the forms to join the program.

- 【NOTE】
- \* You can't skip your classes due to this program.
- \* Sometimes you can't join in case there are a lot of applicants.

日時：○月○日(土) 14:00 - 16:00  
学校名：ABC 高等学校  
学年：高校1～2年生(15-17歳) 30人  
内容：自国紹介、文化交流  
交流言語：英語  
募集人数：15名  
学校の先生との事前打ち合わせ：△月△日(月) 16:30～  
【締切】△月○日(火) 正午

Date & Time: ○/○(Sat.) 14:00-16:00  
Name of the school: ABC senior high school  
Grade: from 10th grader to 11th grader (15 to 17 years old), 30 students  
Contents: introducing your country, cultural exchange  
Language: English  
Volunteers to be invited: 15 international students  
Advanced meeting with schoolteachers: △/△ (Mon.) 16:30-  
【Deadline】△/○ (Tue.) Noon


Inquiries can be sent to the following email address.  
質問はこちらのEメールアドレスまで

IRIS School Visit Program [sv@ciee.osaka-u.ac.jp]

詳しくはこちら (日本語) [https://ciee.osaka-u.ac.jp/international\\_exchange/school\\_visit\\_program/#](https://ciee.osaka-u.ac.jp/international_exchange/school_visit_program/#)  
(English) [https://ciee.osaka-u.ac.jp/en/international\\_exchange/school\\_visit\\_program/](https://ciee.osaka-u.ac.jp/en/international_exchange/school_visit_program/)



Register here



Sample  
29mb16

How about interacting with local students?

If you are interested in this program,  
register from this QR code.

“Work Permit for part time job” is required.



# 7, OU Consultation Room Map



## 新しく大阪大学の仲間になった学生\*の皆さんへ Dear New Students\*, WELCOME TO OSAKA UNIVERSITY!

大阪大学は学生の皆さん1人1人が充実した留学生活を送れるようサポートしています。このパンフレットにある「阪大初心者向けQ&A」や留学生相談室マップなどにある様々なサポーターを是非活用してください!  
\*このパンフレットは留学生を主な対象としていますが、阪大が初めての一般学生にも参考になります。

Osaka University supports every one of you, so that you can have a fruitful academic and campus life at Osaka University. This pamphlet has been put together with the aim of supporting your life at Osaka University with such information as "Q&As for newcomers to Osaka University" and a "Map of Advising Rooms for International Students." We sincerely hope it will be useful for you.  
\*Although this pamphlet has been made with the new international students in mind, it will also be useful to all new students to Osaka University.

### 阪大初心者向けQ&A

### "Q&As for Newcomers to Osaka University"

Q1 大阪大学に入ったばかりで、まだどこに何があるかわからないし、とても不安です。  
I am totally new to Osaka University and feel that I know nothing. I feel lost.

Q2 初めて1人で生活をはじめたので、知り合いも友人もいません。  
I have just started a new life here at Osaka by myself. I know no one. I have no friends here.

Q3 日本語に(英語にも)自信がなく、コミュニケーションに不安があります。  
I am not good at Japanese (English), and I don't know whether I can communicate with people here.

Q4 これから大阪大学での勉強や研究がちゃんとできるか心配です。  
I am worried whether I will do well in my studies and research at Osaka University.

Q5 大阪大学に来る前に想像していたことと今の自分の状況が違って、どうしていいかわかりません。  
The image I had before coming to Osaka University is so different from what I am facing now. I do not know what to do.

大阪大学留学生支援フロントスタッフネットワーク作成 (2024.3更新)  
By Front Staff Network in Support for International Students, Osaka University

## Consultation Services on Campus

Name	Location	Phone/Email	Map*
<b>Center for International Education and Exchange (CIEE)</b>			
Support Office for International Students and Scholars	2F, IC Hall	06-6879-4750 supportoffice@office.osaka-u.ac.jp aka-u.ac.jp	S1
Information Room for International Students (IRIS)		06-6879-7076 iris@ciee.osaka-u.ac.jp	
Toyonaka Branch	2F, Student Service & Union	06-6850-5032	T1
Minoh Branch	5F, Research and Education Hub	072-730-5020	M1
<b>Health and Counseling Center</b>			
Health Care Division	Suita Toyonaka Minoh	HaCC Suita Branch HaCC Toyonaka Branch HaCC Minoh Branch	S4 T8 M3
	Suita	2F, Suita Educational Training Center, Cybermedia Center	S5
Counseling Room for Students	Toyonaka Minoh	3F, Student Services & Union, Osaka University 1F, Research and Education Hub	T1 M3
	Suita	①1311, 3F, Division of Nursing ②1312, 3F, Division of Nursing	S6
Harassment Counseling Office	Toyonaka	①704, 7F, Interdisciplinary Research Bldg. ②2F, Data Station, Cybermedia Center	T9 T10
	Minoh	1F, Research and Education Hub	T8
General Consultation	Minoh	1F, Research and Education Hub	M4
		HaCC Center on Campus	06-6850-8322

Name	Location	Phone/Email	Map*
<b>Advising Rooms for International Students on Campus</b>			
Center for International Affairs (CIA)	1F, International Research Complex for biotechnology	06-6879-8972 contact_cia@iaao.eng.osaka-u.ac.jp	S2
Advisory Division for International Students, Graduate School of Engineering		06-6879-4038	
The Office of International Exchange (OIE), Graduate School of Human Sciences	M245, 2F, Main Building, School of Human Sciences	06-6879-4038 oie@hus.osaka-u.ac.jp	S3
International Affairs Office, Graduate School of Humanities / School of Letters (Toyonaka)	109, 1F, Main Building (Let. Law, Econ.)	06-6850-6409 inter@let.osaka-u.ac.jp	T2
Advising Room for International Students, Graduate School of Engineering Science	A325, 3F, School of Engineering Science Building A	06-6850-6424 aris@ad.es.osaka-u.ac.jp	T3
International Exchange & Student Consultation Room, School of Law, Graduate School of Law & Politics / Osaka University Law School	201, 2F, Graduate School of Law and Graduate School of Economics Building	06-6850-5181 f-student.law@ml.office.osaka-u.ac.jp	T4
International Exchange Office, Graduate School of Economics	101, 1F, Graduate School of Law and Graduate School of Economics Building	06-6850-5847 leo@econ.osaka-u.ac.jp	T5
Advisement Office for International Students, Graduate School of Science	D201, 2F, School of Science Building D (International Exchange Salon)	06-6850-6415 foreign@sci.osaka-u.ac.jp	T6
Global Community Office, Osaka School of International Public Policy (OSIPP)	205, 2F, OSIPP Building	06-6850-5641 sodan@osipp.osaka-u.ac.jp	T7
Advising Room, School of Foreign Studies	2F, Research and Education Hub	https://forms.office.com/r/M-Sn9Y4ZLU	M2

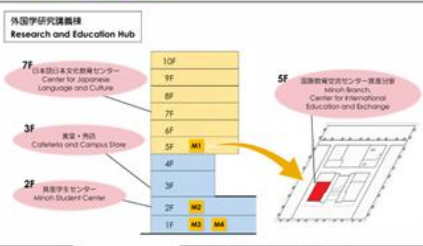
## Consultation Services off Campus

Name	Phone
Medical Information net	
Immigration Services Agency of Japan	0570-013904
Osaka Information Service for Foreign Residents (OIFX)	06-6941-2297
Osaka International House Foundation (Information Counter for Foreign Residents)	06-6773-6533

## 大阪大学の留学生相談室マップ Map of Advising Rooms for International Students Osaka University



## 豊中キャンパス TOYONAKA Campus



## 吹田キャンパス SUITA Campus



# 8, Information and Services for International Students on Campus



## Information and Services for International Students on Campus

\*Not sure where to consult.  
\*Need somebody to listen.  
etc.



**Center for International Education and Exchange (CIEE)**

- Suita IRIS
- Toyonaka Branch
- Minoh Branch

**Advising Rooms for International Students of Faculty/Graduate School**

Counseling Office of Faculty/Graduate School

### Consultations/Inquiries

- Mental and/or Physical Health
- Worries and Concerns
- Harassment
- Enrollment/Tuition Fee Exemption, etc.
- Scholarship
- Status of Residence
- Internship/Job Hunting
- Japanese
- Daily/Campus Life
- Study/Research
- Want to Interact with People

### Health and Counseling Center (HaCC)

- Health Care Division
- Counseling Room for Students
- Harassment Counseling Office
- General Consultation



If you are not sure which office to go to,...

- Student Center
- Educational Affairs Division of faculty/graduate school
- Support Office
- Career Center
- Job Consultation for International Students
- CIEE
- OU Multilingual Plaza

Anything OK!

In case of problems or emergencies when Osaka University is closed.

Japan IR & C Support Center  
0120-119-075(Toll-free)  
(Daily, 24hours)

# 9, Health and Counseling Center(HaCC)



What you can do at HaCC

- Medical care service
- Harassment counseling  
Reservation is needed in some cases  
Check the weekly schedule
- Medical checkup  
Newly coming students are required.  
Make a reservation via My Handai



Osaka University  
Health and Counseling Center

**Medical Care Service**

Medical Specialty : Internal Medicine, Orthopedics, Psychiatry and  
"Consultation for women" (Appointments are required)

Consultation place : Health and Counseling Center on each campus  
Consultation hour : 9:30~11:45/13:00~15:15, weekday  
Please check the weekly schedule here. →

Tel : Toyonaka Main Room 06-6850-6038  
Suita Branch 06-6879-8970  
Minoh Branch 072-730-5151

**Student Counseling Services**

Counseling place :  
Toyonaka : Student Service & Union 3<sup>rd</sup> floor  
Suita : Cybermedia Center Suita Educational Training Center 2<sup>nd</sup> floor  
Minoh : Research and Education Hub 1<sup>st</sup> floor  
Please check the weekly schedule here. →

**Counseling is an appointment basis**

You can make an appointment by:

- Tel (Japanese only) : 06-6850-6014 (9:30~12:00/13:00~16:00, weekday)
- At the reception of Student Counseling Office on Toyonaka campus
- Email : gakusou@haacc.osaka-u.ac.jp

\* The list of things you should include in your appointment request email:

- Name
- Date of birth
- Student ID
- Email address
- Three dates and times you are available for an appointment
- Campus you would like to come for counseling (either Toyonaka, Suita, or Minoh)
- Whether or not you worked with us in the past

Please check the latest Opening / Closed Information on HaCC website.

国際教育交流センター(留学生支援課) 105 | Information Room for International Students, CIE



HaCC ( Suita )  
Map

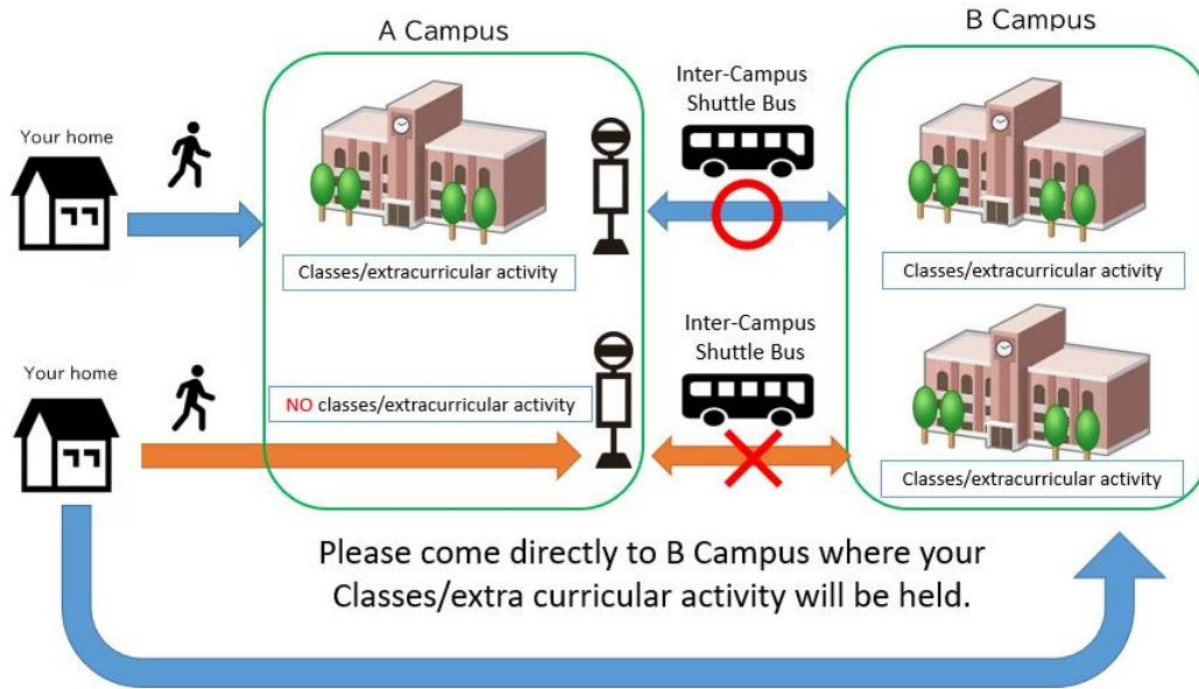


HaCC ( Toyonaka )  
Map



HaCC ( Minoh )  
Map

# 10, Inter-Campus Shuttle Bus Service



Inter-Campus Shuttle Bus Timetable  
(April 2024~ March 2025)

TOYONAKA → MINOH → SUITA				SUITA → MINOH → TOYONAKA					
No.	Main Library (Toyonaka)	Minoh Campus (Minoh)	Convention Center (Suita)	School of Engineering (Suita)	No.	School of Engineering (Suita)	School of Human Sciences (Suita)	Minoh Campus (Minoh)	Main Library (Toyonaka)
1	7:50	—	8:15	8:20	1	7:40	7:45	—	8:10
2	7:55	8:15	8:30	8:35	2	—	—	7:40	8:00
3	8:00	—	8:25	8:30	3	8:20	8:25	8:45	9:05
4	8:10	—	8:35	8:40	4	8:30	8:35	—	9:00
5	9:00	—	9:25	9:30	5	9:10	9:15	9:35	9:55
6	9:20	9:40	9:55	10:00	6	9:30	9:35	—	10:00
7	9:40	—	10:05	10:10	7	10:00	10:05	10:25	10:45
8	9:45	—	10:10	10:15	8	10:25	10:30	—	10:55
9	9:55	10:15	—	—	9	10:30	10:35	10:55	11:15
10	10:00	10:20	—	—	10	11:15	11:20	11:40	12:00
11	10:45	—	11:10	11:15	11	11:35	11:40	—	12:05
12	11:00	—	11:25	11:30	12	12:00	12:05	12:25	12:45
13	11:15	11:35	11:50	11:55	13	12:10	12:15	—	12:40
14	11:40	—	12:05	12:10	14	—	—	12:35	12:55
15	12:05	—	12:30	12:35	15	12:50	12:55	—	13:20
16	12:10	12:30	12:45	12:50	16	13:35	13:40	14:00	14:20
17	12:15	12:35	—	—	17	14:15	14:20	14:40	15:00
18	12:40	13:00	—	—	18	14:50	14:55	—	15:20
19	12:45	—	13:10	13:15	19	—	—	15:05	15:25
20	12:55	—	13:20	13:25	20	15:05	15:10	15:30	15:50
21	13:30	13:50	14:05	14:10	21	15:20	15:25	—	15:50
22	14:20	—	14:45	14:50	22	15:50	15:55	16:15	16:35
23	14:35	—	15:00	15:05	23	15:55	16:00	—	16:25
24	14:45	15:05	—	—	24	16:05	16:10	16:30	16:50
25	14:50	—	15:15	15:20	25	16:20	16:25	—	16:50
26	15:15	15:35	15:50	15:55	26	16:50	16:55	—	17:20
27	15:20	—	15:45	15:50	27	16:55	17:00	—	17:25
28	15:30	—	15:55	16:00	28	—	—	16:55	17:15
29	15:50	—	16:15	16:20	29	—	—	17:15	17:35
30	16:10	—	16:35	16:40	30	17:20	17:25	17:45	18:05
31	16:25	—	16:50	16:55	31	17:50	17:55	—	18:20
32	16:35	16:55	—	—	32	—	—	18:25	18:45
33	16:50	—	17:15	17:20	33	18:30	18:35	—	19:00
34	16:55	17:15	—	—	34	18:35	18:40	—	19:05
35	17:20	—	17:45	17:50	35	—	—	18:50	19:10
36	17:25	17:45	18:00	18:05	36	19:00	19:05	19:25	19:45
37	18:05	—	18:30	18:35	37	19:25	19:30	19:50	20:10
38	18:15	18:35	18:50	18:55	38	20:10	20:15	20:35	20:55
39	18:30	18:50	—	—	39	19:25	19:30	19:50	20:10
40	18:45	—	19:10	19:15	40	20:10	20:15	20:35	20:55
41	19:00	19:20	19:35	19:40					
42	19:45	20:05	20:20	20:25					
43	20:10	20:30	20:45	20:50					
44	19:45	20:05	20:20	20:25					
45	20:10	20:30	20:45	20:50					

★ 社会情勢の変化により運行日程を変更することがあります。  
<https://www.osaka-u.ac.jp/ja/access/bus.html>

# 11, University CO-OP



Guidance Book of



# Osaka

# University CO-OP

for International Students (Ver. 2024 Autumn)

**Welcome!**

You have to become a member of Osaka University CO-OP to take advantage of the great prices.

**Please join the CO-OP membership!**

**< About Osaka University CO-OP >**

The CO-OP is invested by CO-OP members, and the members can enjoy the CO-OP's privileges which include a few percent discount.

Osaka University CO-OP is a CO-OPERative association related to Osaka University. Anyone who is a part of Osaka University has a right to join the CO-OP. Visitors who belong to other universities are not eligible for the membership to join.

Please note that non-member can't enjoy the privilege.

**★If you don't join CO-OP members, you will have to pay 10% extra prices on the most items.**

**Osaka University CO-OP**

<https://www.osaka-univ.coop>



**Osaka University Coop Member Ship IC Card Application Form (New-Reissue)**

Osaka University COOP Chairman of the board, I apply for Osaka Univ. Coop. Membership IC Card as follows.  
 [Terms Relating to the Handling of Personal Information]  
 <Reasons of Using>  
 Personal information collected when you join or use the COOP, may be used by Osaka University COOP in management of stores and cafeteria's business or introduction on product and services.  
 I have reviewed the "Terms Relating to the Handling of Personal Information" above, and agree to provide personal information within the required items.

①	<input type="radio"/> New (新規)	<input type="radio"/> Reissue (再発行)	<input type="radio"/> Exchange (旧組合員証との交換)	<input type="radio"/> Med. Plan (医療プラン)
②	Date (day month year)	/ /		
③	Last name (姓)	Full name		
④	Name	※Add a space between the first name and last name. •Only 10 letters can be printed on IC card. •When your name exceeds 10 letters, Please fill in the first name or Last name.		
⑤	Date of birth (day month year)	/ /	Gender	male • female
⑥	Address	〒 (zip code) - ※Please fill in the apartment, the room number in detail. cellular phone - - E-mail:		
⑦	Status	1. Undergraduate 2. Graduate student (master •doctor) 3. Research student 4. Auditor/student 5. Credited Auditor, etc. Special Register Students 6. Teaching staff 7. Office staff		
	Department	Faculty Division	Laboratory Extension	
⑧	Year of Entrance (year month)	/	Year of graduate (year month)	/
⑨	New	<input type="radio"/> Osaka University Coop Member 10 shares at 3,000yen (¥300/share)	yen	
	Reissue	<input type="checkbox"/> IC Card ¥1,000 <input type="checkbox"/> Paper Card ¥200	<input type="checkbox"/> I agree	yen
	Exchange	<input type="checkbox"/> Switching to the IC card from the Paper card (Free)		
	Med. plan	<input type="checkbox"/> 900yen/12month <input type="checkbox"/> 900yen/8month <input type="checkbox"/> 500yen/12month <input type="checkbox"/> 500yen/8month	yen	
		total yen		

◆About delivery of membership IC card◆  
 The membership IC card will be sent by post to the current address about 4 weeks after application.  
 If you are not staying in the current address after 4 weeks, please fill in the address you can receive the membership IC card in the address field. Please use the temporary card until IC card arrives.

受付店舗/事務所 reception shop/office	印組合員証 回収	グリーカードの有無 (お返事が可能な場合)	有 • 無
<input type="checkbox"/> Toyonaka <input type="checkbox"/> Engineering Faculty	有 • 無 • 紛失		
<input type="checkbox"/> Horbu Mae <input type="checkbox"/> Minoo			
<input type="checkbox"/> Medicine Faculty <input type="checkbox"/> Dentistry Faculty		ICカードの有無	有 • 無
受付者 KLAS登録	2次停止	F/M登録	届定日
1枚目:生協用	仮カード貸出し(無 • 有)	組合員番号	6632-
	仮カードNo.		

# 12, Disaster Prevention / Crime Prevention

## Tips for Disaster Prevention! 防災対策のヒント!

Nowadays earthquakes, heavy rains and typhoons occur anywhere in Japan. It is recommended for you to protect yourselves with the following tips.

### When an earthquake occurs... (When you receive an emergency alert message...)

#### ◆ Protect yourself / 身を守る

(Indoors) Get under a **table** or **desk**.

(Outdoors) Keep away from **block walls**, **signboards**, **glass windows**.



#### ◆ When the ground stops shaking / 揺れがなくなったら

Make sure that the **fire is out**, and **out off the electricity** by **switching off the circuit breaker**.

If a fire starts, put it out quickly and calmly.

Open **doors** and **windows** to **secure an exit**.



#### ◆ When you evacuate - go to an emergency shelter / 逃げる時・避難所に向かうとき

Bring an **emergency kit**. (※1)

Cover your **head** with a bag or cushion.

Wear **socks** and **shoes**.

**Evacuate on foot**. (Do not use a car).

Walk away from **block walls**, **signboards**, **glass windows**.

Get **accurate information** from television, radio, internet and local authorities, etc.



#### ※1 What items in an emergency kit?

Water, food, medicine (its prescription), portable radio, flashlight, battery, lighter, gloves, can opener, towel, raincoat, underwear, socks, valuables, passport, residence card and copy of health insurance card, etc.

#### ◆ Prepare for disasters / 日ごろの備え

Set to receive **emergency alert messages**. (※2)

Familiarize yourself with **the free emergency message recording service**.

**Secure the furniture in place**.

and keep them from falling or moving with an earthquake.

Confirm **the location for the emergency shelter**.

Prepare for an emergency kit.

**Store contact information** of your family, friends and local embassy **in your mobile phone**, and also make a memo with these contacts.

Check the Hazard map on **Osaka Disaster Prevention Net**. (※3)

#### ※2 What is emergency alert messages?

**Emergency earthquake alerts**, **tsunami warnings**, **emergency warnings** and **disaster/evacuation information** may be delivered to your mobile phone. (Free of charge. Settings to receive alerts may vary by device.)

#### ※3 Osaka Disaster Prevention Net

<https://www.osaka-bousai.net/aadd.hp.transer.com/>

#### Before a heavy rain/a typhoon occurs...

Get **accurate weather information** from television, radio and internet. x

**Check outside around your house** and put everything which can be blown off by wind inside a house.

**Do not go outside**. Prepare for an emergency kit.



Information Room for International Students, "IRIS" Center for International Education and Exchange



## Tips for Crime Prevention! 防犯対策のヒント!

Nowadays it is not always true that Japan is a safe country. It is recommended for you to protect yourselves with the following tips.

#### ◆ While you stay at home... / 在宅中...

**Never open the door before identifying visitors!**

**Avoid revealing that you live alone!**

[ex. When you dry your laundry, hide it from the public eye. Choose simple curtains for your safety.]

#### When looking for an apartment

It is generally safer to live:  
- on the second-floor or higher  
- in an apartment building with automated locks



#### ◆ When you go out... / 外出するとき...

No matter how short you go out, make sure to **look doors!**



#### ◆ While you go out... / 外出中...

If you have a handbag or purse, **hold them with a hand opposite to the street**.

**Avoid dark and lonely roads** at night.

※Take well-lit main streets even if it requires you to make a detour.

Listening to music by wearing **headphones** will shut out noise around you. It is **dangerous!**

Walking while **using your smartphone** will shut out your surroundings, too.

Holding a **'crime prevention buzzer'** to protect yourselves.

※You can purchase the buzzer at 100-yen shops.



#### ◆ When you come home... / 帰宅するとき...

Make sure of being **no one around you before opening the door**. And after unlocking the door, get inside the home immediately and make sure to **lock the door!**

#### ◆ Bicycle / 自転車

**Park your bicycle, motorcycle and car at parking area**, and remember to **lock them**.

※**Bicycle theft prevention registration** is required by law.

※**Bicycle insurance** is also required by Osaka Prefecture Ordinance.

Ride a bicycle safely and **follow the traffic rules**.

**Still, if you become a victim, report to the nearest police station and your faculty office staff.**

**Come to IRIS whenever you need help.**



#### \*\*\*\*\*Personal information / 個人情報の取り扱い\*\*\*\*\*

**Do not give a third party personal information** such as names, phone numbers and e-mail addresses of your own and you get in various groups, **without consent**. In addition, **be careful to handle such personal information, pictures and videos** when posting on social media.

Information Room for International Students, "IRIS" Center for International Education and Exchange



## Bicycle Traffic Rules and Bicycle Insurance Coverage

- **Ride a bicycle safely** and follow the traffic rules
- **Bicycle insurance is required** by Osaka Prefectural Ordinance



(Osaka Prefectural Police)  
About the Bicycle Traffic  
Safety Rulebook



(Osaka University)  
Observance of Bicycle Traffic  
Rules on and off campus



(Osaka Prefectural  
Government)  
About bicycle  
regulations



(Osaka Prefectural  
Government)  
Bicycle insurance  
participation  
promotion leaflet

## Major Bicycle Violations

Ignoring traffic  
signals

Using a mobile  
phone while  
driving

Riding double  
on a bicycle

Drunk cycling

Cycling on the  
wrong side of  
the road



(Cycle on the left side in Japan)

## Duty of Effort

Wearing  
a helmet



## If involved in an accident . . .

- ◆ Provide aid to the injured ( Call an ambulance [119])
- ◆ Confirm the other party's contact information



Contact the  
police [110]  
immediately

Contact the  
international student  
office of your faculty

In case of emergency after  
hours or on holidays, contact  
**Japan IR&C Support Center**  
(24-hour service)

Come to IRIS  
whenever you need help



大阪大学国際教育交流センター  
Center for  
International  
Education and Exchange  
**CIEE**



# 13, Cautions on Drinking, Drugs, Cults, and Social media

Drinking



Be careful not to give in to cult solicitation



Drugs



Social Media Guidelines



## Social Media Guidelines

What is social media?

Social media is a digital technology that facilitates the sharing of information and ideas through virtual networks. From social networking, such as Facebook, Twitter, and LINE to video sharing sites, social media covers broad platforms that allow users to share content and build communities.

Social media allows for quick and easy information sharing; however, once something is out on the internet, it is there and can be nearly impossible to completely delete. Your post might be shared or used by someone in an unintended manner, which may not only cause negative impacts on you, but also may violate the rights of others.

Even anonymous posters can be identified. If the anonymous poster is identified as a student at OU, this will undermine the public's confidence in the university and damage the university's reputation. Thus, you should use social media in a safe and responsible manner with proper consideration to the risks posed by social networking.

**Stop and think before you post! Did you break any of the following rules of social media etiquette...?**

1. Posting a photo of binge drinking at a party on social media
2. Posting someone's images from the Internet on social media without their permission
3. Posting safe information of a store at which you work part time on social media prior to the store's announcement
4. Publishing cruel statements that target a specific person on a social networking site and bullying the person by their peers
5. Not removing information about a drinking party, which was cancelled due to the COVID-19 pandemic, from social media
6. Posting photos and videos containing a shipping label displaying the address and name of the recipient and a power pole showing the street address to social media
7. Posting text messages about obnoxious acts at shops on social media while drunk with the name of your school or club published

If any of the above come to mind, it may result in irreversible consequences. Extreme caution is advised.

Peruse the Dr. Wan's Social Networking Leaflet to learn more about social media and its dangers and use social networking services with caution so that you can avoid irreversible damage.



# 14, Tips for renting apartment in Japan

## Tips for living in a rental apartment in Japan

### House rules / points for daily attention

- Read over your lease contract, the resident manual and follow the instruction.
- You are not permitted to live with someone who isn't on the lease.
- Be careful not to be noisy late at night.
- Follow the rules for taking out the garbage.



(The way for putting out the garbage differs depending on the neighborhood in which you live, so ask the landlord (the management company) or the municipal office about the rules for taking out the garbage.)

- Please contact the landlord (the management company) and the department office immediately when you have any troubles in your apartment.

### When you leave your apartment for a long time....



- Be sure to pay your rent in advance when you leave your apartment for a long time, such as an extended leave or travel for temporary visit.
- You should also inform the landlord (the management company) and the department office that you will be away for a long time.

### When you move out....

- You should notify the landlord (the management company) that you wish to move out at least one month in advance.
- Please do not leave any of your possessions or garbage behind and ensure that it is clean.
- You should check in advance how to dispose home appliances and bulky garbage.



You should check with your landlord (management company) to see how much restoration (returning the apartment to its original condition) is required. If there are things left in the apartment or the apartment is damaged, you may have to pay. Thus, it is important to keep the apartment in good condition and clean it properly at the end.

### ©Comprehensive Insurance for Students Lives Coupled with "Gakkensai"©



You would be required to enroll in an insurance, because the resident must respond to a large amount of compensation claims when an accident or fire occurs. Osaka University offers you "Comprehensive Insurance for Students Lives Coupled with 'Gakkensai'". You can also make use of "Coop-Rent Insure", Joint guarantee agent system, in case you need a guarantor.

For more details, please visit the following websites:

#### Rules for rental apartments in Japan

<Support Office for Int'l Students and Scholars, Osaka Univ.>

<https://iss-intl.osaka-u.ac.jp/supportoffice/wp-content/uploads/2021/08/Rules-for-rental-apartments-in-Japan-en.pdf>



#### Move-in <Support Office for Int'l Students and Scholars, Osaka Univ.>

<https://iss-intl.osaka-u.ac.jp/supportoffice/eng/housing/procedures/move-in/>



Read the rules for  
renting an apartment





# 15, Useful Websites and Apps

## Useful Websites and Apps for International Students and Scholars

APP ...smartphone apps

### 大学生活/Campus Life

大阪大学生協  
OSAKA UNIVERSITY COOP

学務情報システム KOAN

マイハンドマイHANDAI APP

連絡バス Inter-campus bus  
図書館蔵書検索 MyOPAC

iPhone Android

### ニュース・災害/News・Disaster

SAFETY TIPS APP

OSAKA DISASTER PREVENTION APP APP

NHK WORLD-JAPAN APP

iPhone Android

### 医療/Medical Care

医療情報ネット (ナビイ)  
Medical information net (NABII)

多言語医療問診票  
MULTILINGUAL MEDICAL QUESTIONNAIRE

### 生活全般/Life in General

(公財)大阪府国際交流財団(OFIX)  
OSAKA FOUNDATION OF INTERNATIONAL EXCHANGE

外国人生活支援ポータルサイト  
A DAILY LIFE SUPPORT PORTAL FOR FOREIGNERS

生活ガイド Living guide

### その他/Others

外国人在留総合インフォメーションセンター  
IMMIGRATION BUREAU INFORMATION CENTERS

在留手続きについての問い合わせ  
Inquiries regarding residence procedures

日本年金機構  
JAPAN PENSION SERVICE

(独法) 日本学生支援機構 JASSO  
JAPAN STUDENT SERVICES ORGANIZATION

国際教育交流センター-留学生交流情報室「IRIS」 [IRIS] Information Room for International Students, CIEE

Scan QR each codes for useful a lot of information



# 16, Campus Members



## キャンパスメンバーズ

### Campus Members - Museums and Art Museums

特典  
Benefits offered

常設展の無料観覧③は割引観覧(100円引き)のみ  
Free admission to permanent exhibitions  
③ ¥100 discount only

特別展・共催展の割引観覧  
Discounts on special and joint exhibitions

大阪大学では、学生や教職員に文化や芸術、科学や歴史に広く自由に接する機会を提供するために、美術館や博物館等に無料で入場できるキャンパスメンバーズに加入しています。

学生証・教職員証を提示することで以下の施設で特典を受けることができますので、学生のみなさんはこの制度を大いに活用してください。(※年度により利用施設が変更となる場合があります。)

Osaka University is a member of the **Campus Members Program** in which several museums offer a number of benefits such as **free admission**. This is to provide opportunities for students, faculty and staff to experience and be exposed to culture, art, science and history. Under this program, by presenting your **student, faculty or staff ID card** at the reception counter, you may receive benefits offered by the museums listed on this page. Why not take advantage and enjoy a day at a museum? (Please note that available facilities offering benefits are subject to change.)

美術館 Art Museums		博物館 Museums		その他 Others	
1	国立国際美術館 The National Museum of Art, Osaka	2	京都国立近代美術館 The National Museum of Modern Art, Kyoto	3	大阪市立美術館※ Osaka City Museum of Fine Arts
4	大阪市立東洋陶磁美術館※ The Museum of Oriental Ceramics, Osaka	5	大阪歴史博物館 Osaka Museum of History	6	大阪市立自然史博物館 Osaka Museum of Natural History
7	国立民族学博物館 National Museum of Ethnology	8	奈良国立博物館 Nara National Museum	9	京都国立博物館 Kyoto National Museum
10	大阪城天守閣 Osaka Castle Museum	11	大阪市立科学館※ Osaka Science Museum	12	大阪くらしの今昔館 The Osaka Museum of Housing and Living
				13	アサヒグループ大山崎山荘美術館 Asahi Group Oyamazaki Villa Museum of Art

※③④⑤は長期休館中  
⑥は2024年春頃、⑦は2024年夏リニューアルオープン予定



Let's go to the museums!  
Free of charge or discounted rate by showing your student ID

### アクセスマップ Access map

大阪大学  
OSAKA UNIVERSITY

# 17, OUISA

( Osaka University International Students Association )



Osaka University

# OUISA

International Students' Association

Trip to Ikeda City Cup noodle museum  
April 21st, 2024

Hike to Kurama, Kyoto  
November 19th, 2023

Supported by CIEE

We are a **volunteer organization** to promote cultural exchange and encourage friendship between Osaka University international students. We aim to create a **welcoming environment** for newcomers, and to offer various events to **discover different cultures together**.

**JOIN US IF YOU WANT TO BE ACTIVE IN YOUR CAMPUS LIFE AND TO MAKE NEW FRIENDS!**

Contact us: [ouisa.osaka.u@gmail.com](mailto:ouisa.osaka.u@gmail.com) @ouisainfo @OUISA.OU



**OUISA organizes some interesting events for International Students!  
Check OUISA's official SNS.**

# 18, B.S.P. ( Brothers and Sisters Program )



## B.S.P.

### Brothers and Sisters Program

We are helping and promoting interactions between OU local students and international students working with Center for International Education and Exchange.

#### ☆Activities

- Language cafe (Japanese, English etc.)
- Welcome Party
- Others

#### ☆Fee

Free  
(Depends on events)

#### ☆Places

##### ○Suito Campus

IC Hall 2nd Fl. IRIS  
Open Weekdays 8:30-18:00

##### ○Toyonaka Campus

Student Service & Union 2nd Fl.  
CIEE Toyonaka Branch (IRIS)  
Open Weekday 10:30-17:00

##### ○Minoh Campus

Research and Education Hub, 5th Fl.  
CIEE Minoh Branch (IRIS)  
Open Weekday 10:30-17:00


#### 【Instagram】



#### 【Facebook&X】



### B. S. P. 吹田



### B. S. P. 豊中



### B. S. P. 箕面



# 19, International Students Associations at OU



Osaka University Student Association of Bangladesh (OUSAB)

International Student Associations at OU

Bangladesh	OUSAB	f	
China	OUCSA		
India	OIA	f	
Indonesia	PPI-ON	f	<a href="https://osakanara.ppjipang.org/">https://osakanara.ppjipang.org/</a>
Korea	OUKSA	f	<a href="https://www.osakaunivkr.com/">https://www.osakaunivkr.com/</a>
Philippines	FILSSO	f	
Taiwan	OUTSA	f	
Vietnam	VYSA	f	

Osaka university Muslim student Association	OMA	f
---	-----	---

Osaka University International Students Association	OUISA	f	
---	-------	---	--

より多くの中国留学生在  
大阪大学中国留学生学生会に  
参加してくれること  
心より期待しています!!

OUCSA

Osaka University Indian Association  
大阪大学インド会 (OIA)

Welcome To Osaka University!

**WELCOME TO OSAKA MUSLIM ASSOCIATION**

Osaka Muslim Association

FILSSO  
FILIPINO STUDENTS SOCIETY IN OSAKA

PPI OSAKA-NARA  
Persatuan Pelajar Indonesia Osaka Nara (PPION)

VYSA OSAKA

오사카대학 한국인 유학생회  
OSAKA UNIVERSITY KOREAN STUDENT ASSOCIATION

Osaka University  
TAIWANESE STUDENT ASSOCIATION

For more information, visit [IRIS](#) or email to [iris\[a\]ciee.osaka-u.ac.jp](mailto:iris[a]ciee.osaka-u.ac.jp)



We are looking forward to seeing you at IRIS

